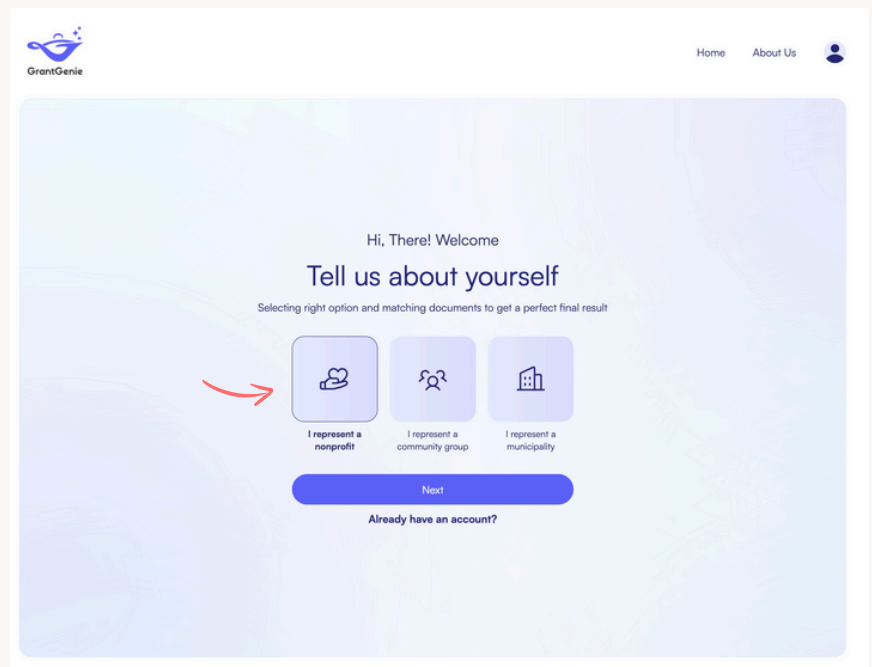


EJ Thriving Communities Grantmaking Program

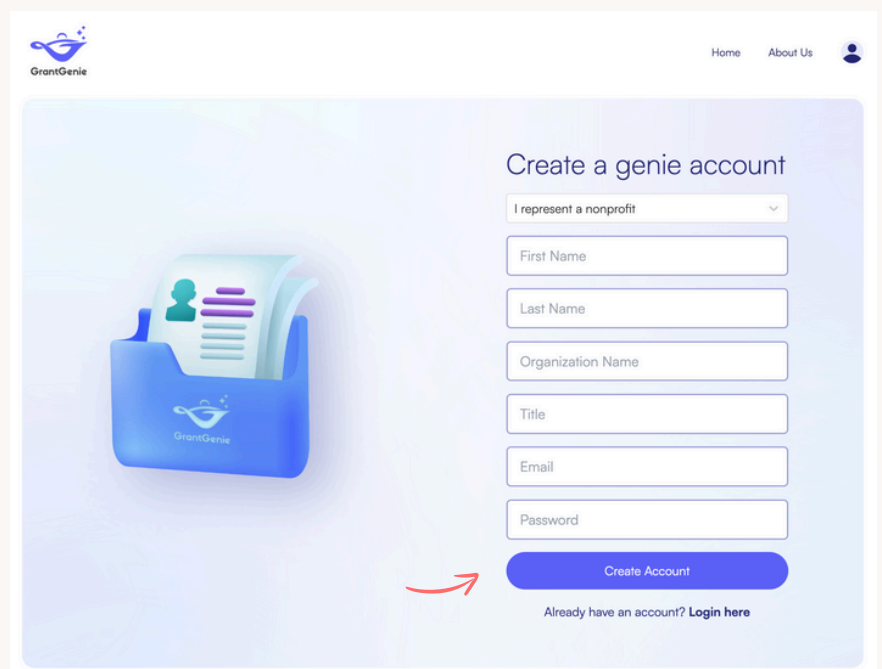
How to Create an Account

To use GrantGenie's tools, you must have an account. To create an account, navigate to <https://app2.grantgenie.com>.

Select your organization type and click "Next" to create an account.



Enter your information and click "Create Account."



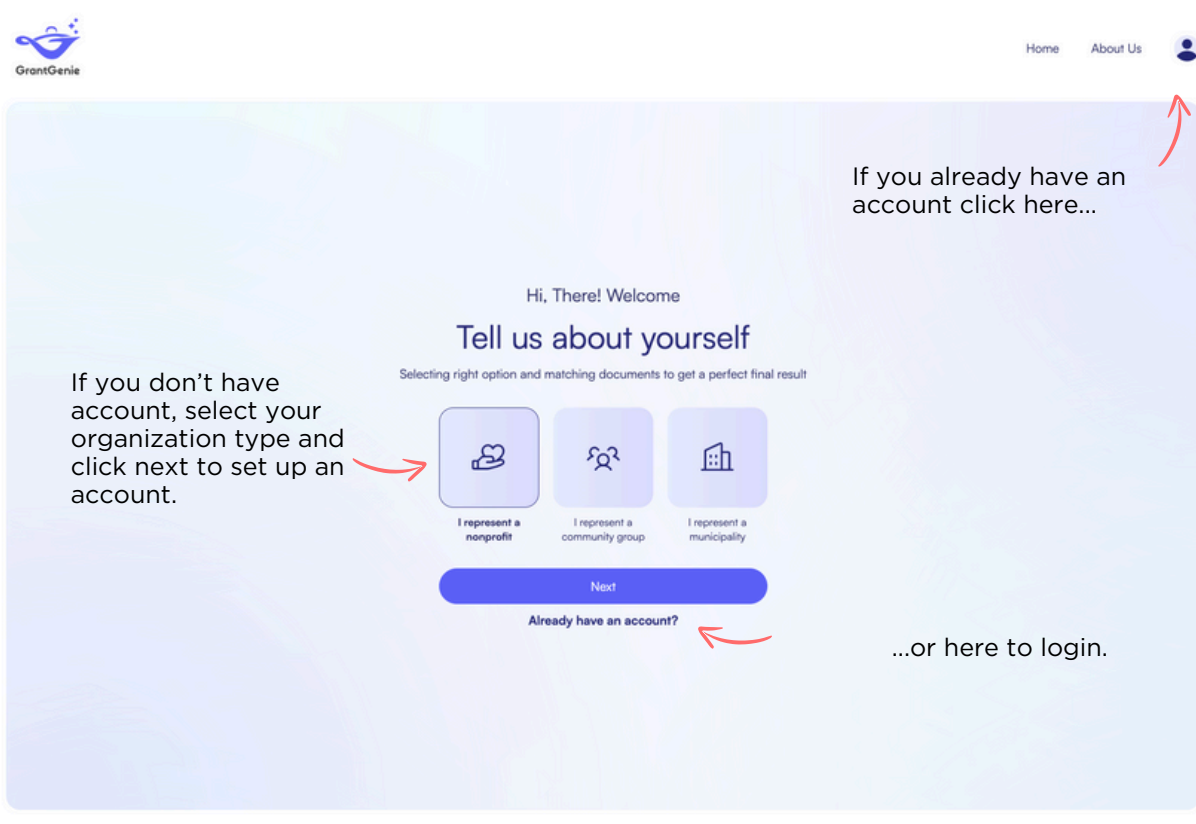
EJ Thriving Communities Grantmaking Program

How to Use the Proposal Preparation Tool

Before using the Proposal Preparation Tool, we recommend users gather the following information:

- Organization name
- The zip code for the proposed project
- List of environmental issues affecting the community (e.g., air quality, climate change)
- 3-5 bullet points describing the main problem or need that the organization wants to address with this project
- 3-5 bullet points describing the proposed solution and how it meaningfully contributes to solving the problem
- High-level list of tactics/strategies for the proposed project (e.g., Advocacy, Research)
- Organization name and website for the lead applicant
- Information about project partner(s), including each organization's name, website, and role in the project

Once you have the relevant information, navigate to <https://app2.grantgenie.com/>

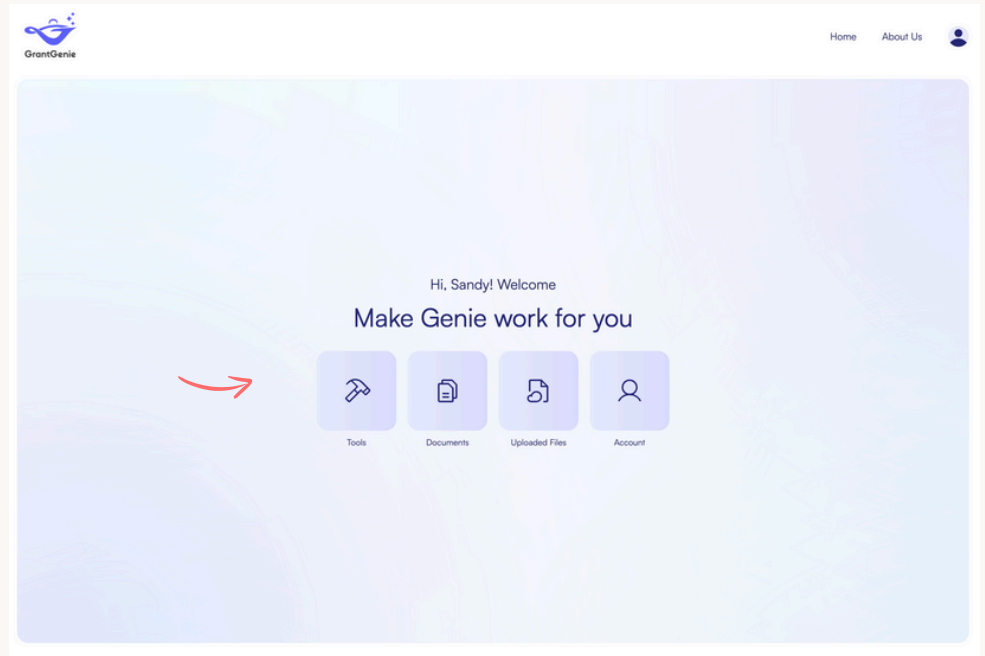


The screenshot shows the GrantGenie application interface. At the top left is the GrantGenie logo. At the top right are links for 'Home' and 'About Us' and a user profile icon. The main heading is 'Hi, There! Welcome' followed by 'Tell us about yourself' and the subtext 'Selecting right option and matching documents to get a perfect final result'. There are three selection options: 'I represent a nonprofit', 'I represent a community group', and 'I represent a municipality'. Below these is a 'Next' button and a link 'Already have an account?'. Annotations include a red arrow pointing to the user profile icon with the text 'If you already have an account click here...', a red arrow pointing to the 'I represent a nonprofit' option with the text 'If you don't have account, select your organization type and click next to set up an account.', and a red arrow pointing to the 'Already have an account?' link with the text '...or here to login.'.

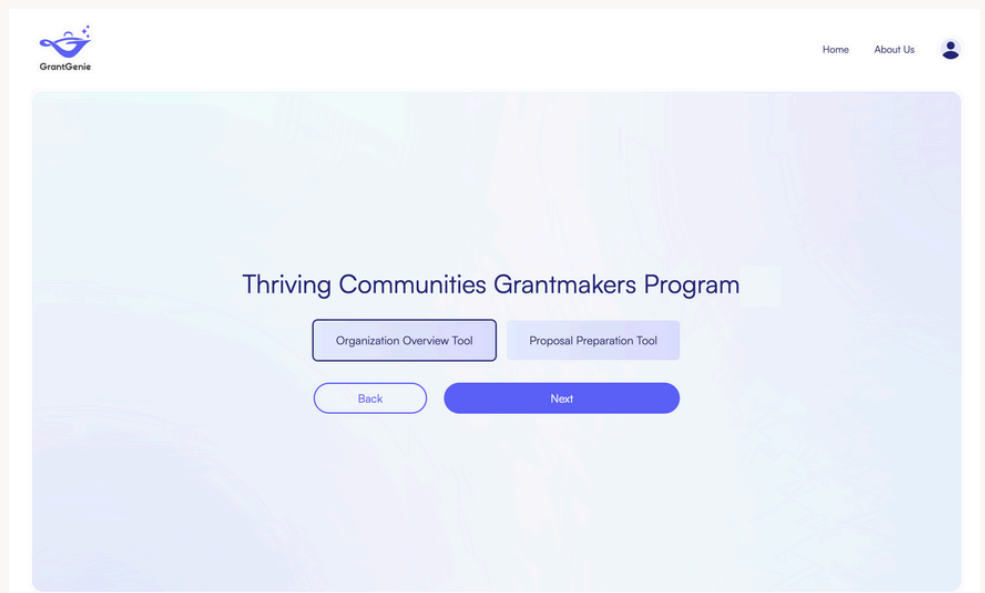
EJ Thriving Communities Grantmaking Program

How to Use the Proposal Preparation Tool Cont'd

After logging in, click “Tools” on the Home page.



Select “Proposal Preparation Tool” and click Next.

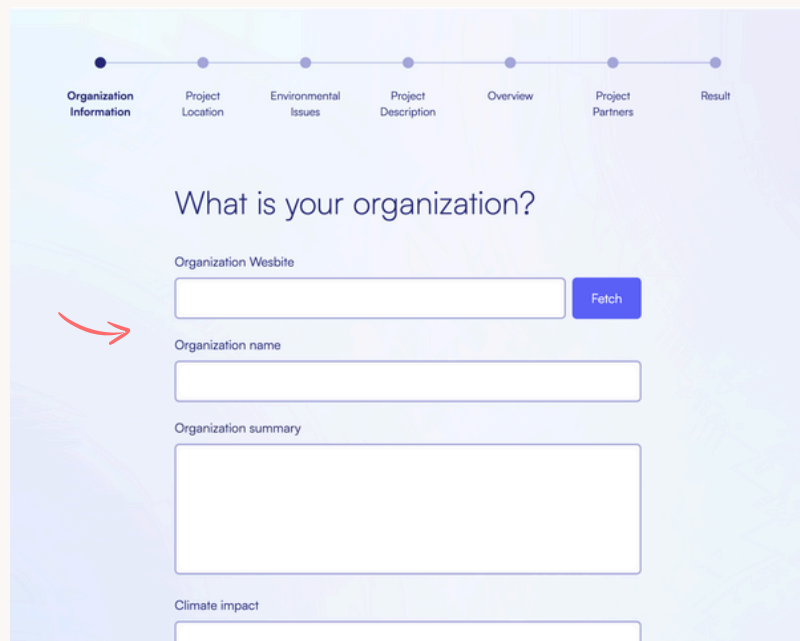


EJ Thriving Communities Grantmaking Program

How to Use the Proposal Preparation Tool Cont'd

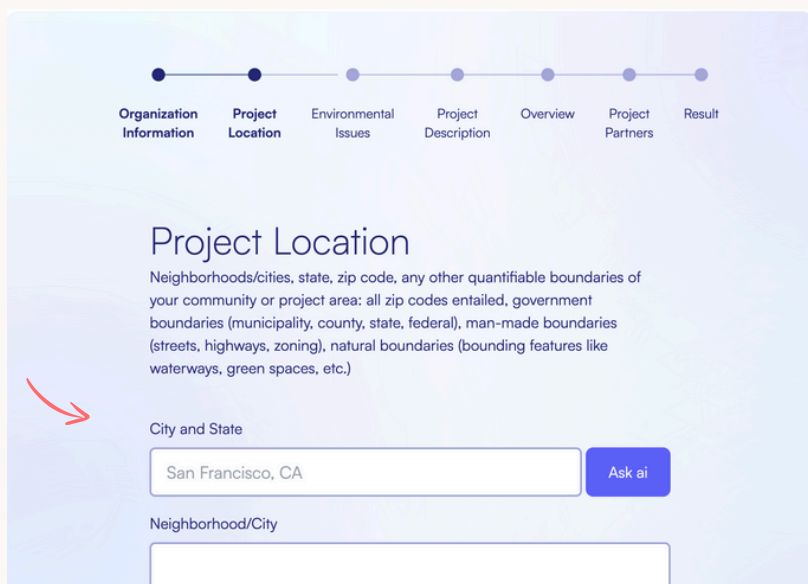
Enter your organization's website and click "Fetch."

Review and edit the organization information after the AI populates the fields. Then click "Next" at the bottom.



The screenshot shows a progress bar at the top with seven steps: Organization Information, Project Location, Environmental Issues, Project Description, Overview, Project Partners, and Result. The 'Organization Information' step is currently active. Below the progress bar, the form title is 'What is your organization?'. It contains four input fields: 'Organization Website' with a 'Fetch' button, 'Organization name', 'Organization summary', and 'Climate impact'. A red arrow points to the 'Fetch' button.

Enter the City and State code for your project's location and click "Ask ai." The AI will populate the project information. Review and edit the fields and click "Next."

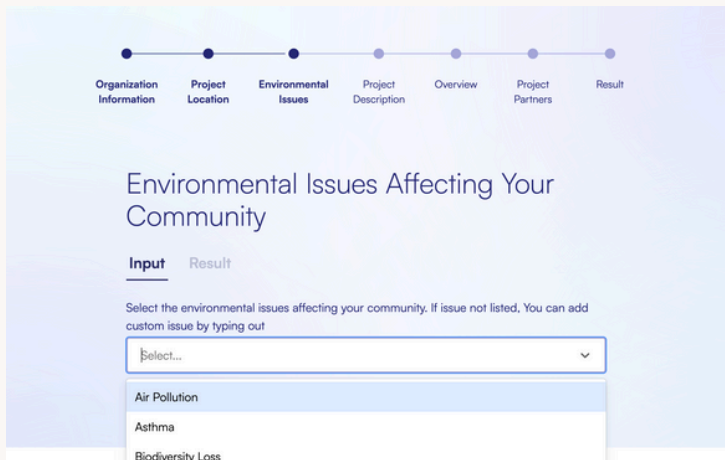


The screenshot shows the same progress bar as the previous form, but now the 'Project Location' step is active. The form title is 'Project Location'. Below the title is a paragraph of text: 'Neighborhoods/cities, state, zip code, any other quantifiable boundaries of your community or project area: all zip codes entailed, government boundaries (municipality, county, state, federal), man-made boundaries (streets, highways, zoning), natural boundaries (bounding features like waterways, green spaces, etc.)'. Below this text are two input fields: 'City and State' with the value 'San Francisco, CA' and an 'Ask ai' button, and 'Neighborhood/City'. A red arrow points to the 'Ask ai' button.

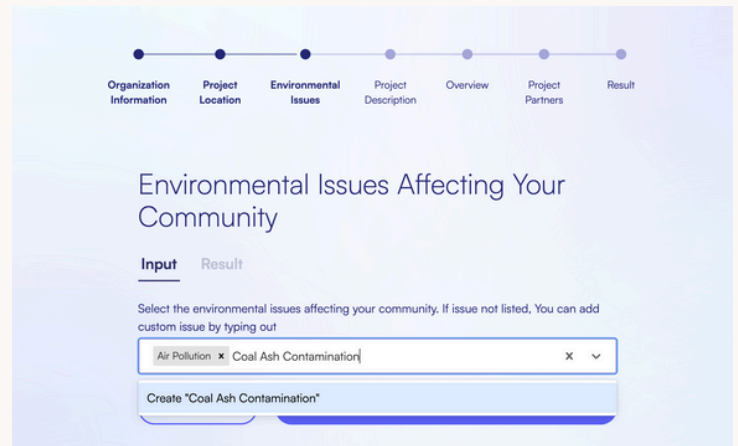
EJ Thriving Communities Grantmaking Program

How to Use the Proposal Preparation Tool Cont'd


Select the project's relevant environmental issues from the dropdown list....

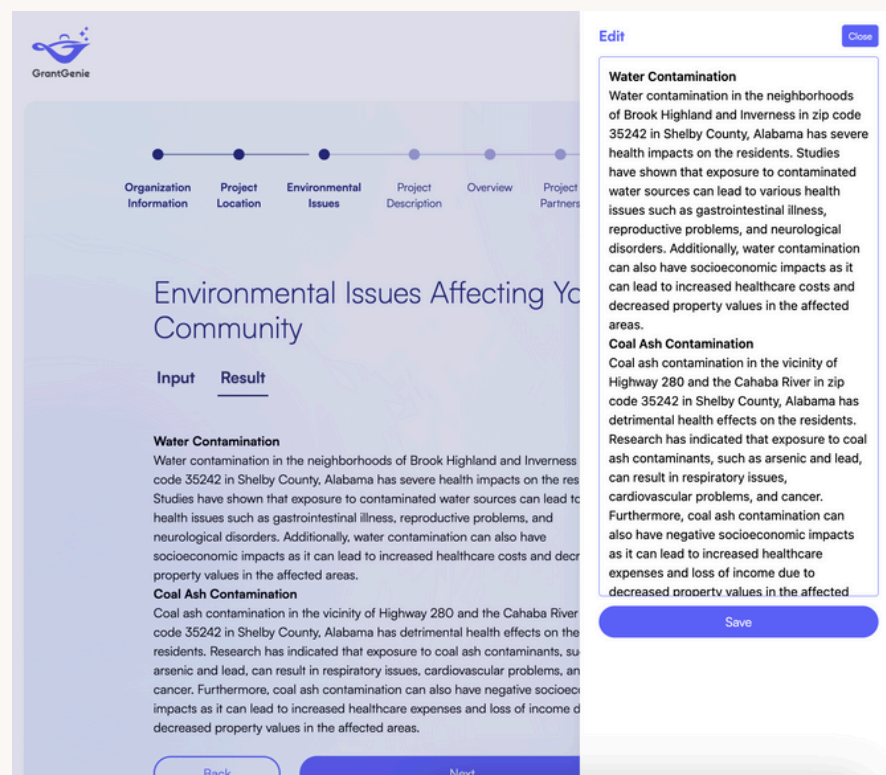


...or add a new issue that isn't currently on the list.



Click "Next."

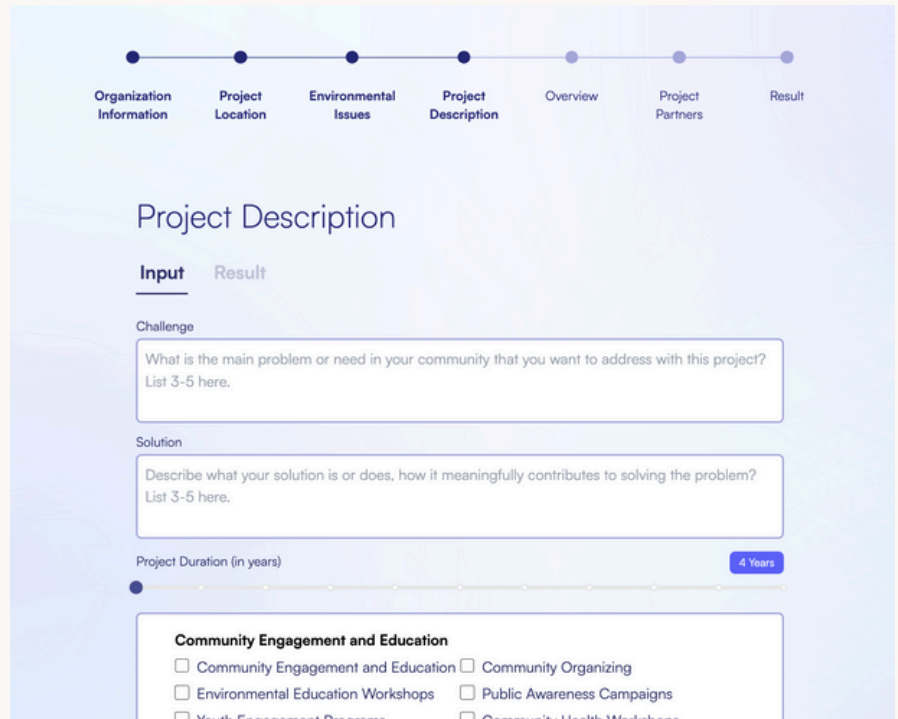
The AI will create summary of environmental issues affecting your community. Click the pencil  to edit the text. Click "Save" when you're satisfied with the text.



EJ Thriving Communities Grantmaking Program

How to Use the Proposal Preparation Tool Cont'd

List the challenges that you hope to address and potential solutions you've identified. Select the project duration and the tactic/strategies for the project.

Organization Information Project Location Environmental Issues **Project Description** Overview Project Partners Result

Project Description

Input Result

Challenge

What is the main problem or need in your community that you want to address with this project? List 3-5 here.

Solution

Describe what your solution is or does, how it meaningfully contributes to solving the problem? List 3-5 here.

Project Duration (in years) 4 Years

Community Engagement and Education

Community Engagement and Education Community Organizing

Environmental Education Workshops Public Awareness Campaigns

Youth Engagement Programs Community Health Workshops

The AI-assisted tool will generate a draft Project Description. Review and click the pencil if you want to edit the text. Click "Next."



Organization Information Project Location Environmental Issues **Project Description** Overview Project Partners Result

Project Description

Input **Result**

Project Title: Clean Air Community Initiative

Program Overview

- **Project Length:** 4 years

Goal Statements

1. **Enhance Community Engagement:** Strengthen engagement efforts with local communities to improve participation in air quality management.
2. **Boost Public Awareness:** Increase awareness about the health impacts of air pollution and promote cleaner air practices.
3. **Policy Advocacy:** Advocate for stricter regulations on emissions from old coal plants.
4. **Technological Integration:** Implement innovative technologies for real-time air quality monitoring.
5. **Health Impact Assessments:** Conduct health impact assessments to better understand the consequences of air pollution.

Summary Paragraph

The Clean Air Community Initiative addresses the critical issue of air pollution emanating from aging coal plants. Over the next four years, the project aims to mobilize and reinforce community

EJ Thriving Communities Grantmaking Program

How to Use the Proposal Preparation Tool Cont'd

The AI-assisted tool will generate draft Project Activities/Milestone Schedule/Anticipated Outcomes. Review and click the pencil if you want to edit the text. When you've finished, click "Next."



Organization Information Project Location Environmental Issues Project Description Overview Project Partners Result

Project Activities/Milestone Schedule/Anticipated Outcomes

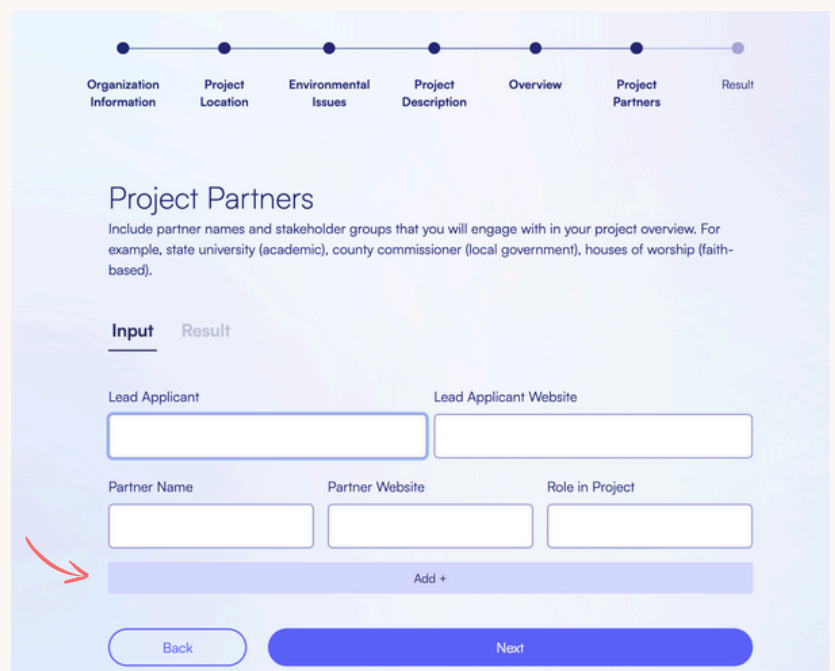
Program Overview
Project Title: Community Air Pollution Mitigation Initiative
Project Length: 4 years

Goal Statements:

- Enhance Community Engagement:** Involve the community directly in air pollution monitoring and mitigation strategies.
- Strengthen Advocacy Efforts:** Promote policies and practices at local and regional levels that aim to reduce air pollution.
- Educate and Mobilize:** Increase awareness about the sources and dangers of air pollution, and mobilize community members to take action.

Summary Paragraph: This project aims to tackle the critical issue of air pollution within our community through a strategic approach combining community engagement and strong advocacy. Over the next four years, our initiative will focus on engaging the community through education and participatory activities, empowering them to actively participate in mitigating air pollution. Additionally, we will enhance our advocacy efforts to influence policies and practices that contribute to cleaner air. Our commitment to these goals will foster a healthier environment and improve the quality of life for all community members.

Enter information for the Lead Applicant and any Partners. Click "Add+" if you want to add more than one Partner. Click "Next" when you've finished adding Partners.



Organization Information Project Location Environmental Issues Project Description Overview Project Partners Result

Project Partners

Include partner names and stakeholder groups that you will engage with in your project overview. For example, state university (academic), county commissioner (local government), houses of worship (faith-based).

Input Result

Lead Applicant Lead Applicant Website

Partner Name Partner Website Role in Project

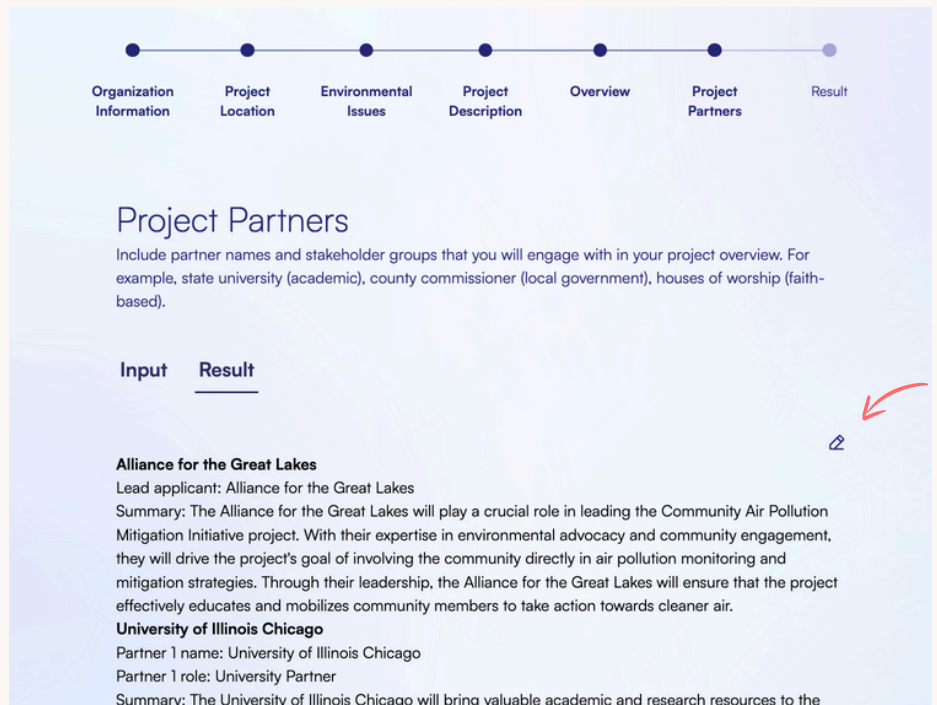
Add +

Back Next

EJ Thriving Communities Grantmaking Program

How to Use the Proposal Preparation Tool Cont'd

The AI-assisted tool will generate a summary of the Lead Applicant and Project Partners. Review and click the pencil if you want to edit the text. When finished, click "Next."



Organization Information Project Location Environmental Issues Project Description Overview Project Partners Result

Project Partners

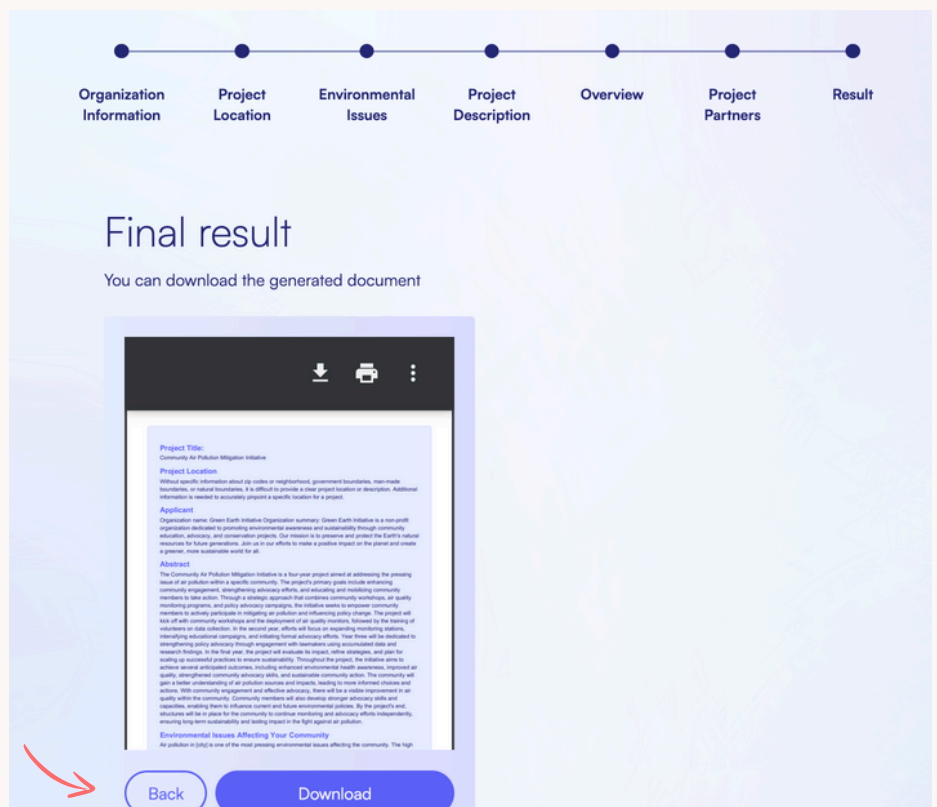
Include partner names and stakeholder groups that you will engage with in your project overview. For example, state university (academic), county commissioner (local government), houses of worship (faith-based).

Input Result

Alliance for the Great Lakes
Lead applicant: Alliance for the Great Lakes
Summary: The Alliance for the Great Lakes will play a crucial role in leading the Community Air Pollution Mitigation Initiative project. With their expertise in environmental advocacy and community engagement, they will drive the project's goal of involving the community directly in air pollution monitoring and mitigation strategies. Through their leadership, the Alliance for the Great Lakes will ensure that the project effectively educates and mobilizes community members to take action towards cleaner air.

University of Illinois Chicago
Partner 1 name: University of Illinois Chicago
Partner 1 role: University Partner
Summary: The University of Illinois Chicago will bring valuable academic and research resources to the

The AI-tool has finished. Click "Download" to get a pdf of your draft proposal content.



Organization Information Project Location Environmental Issues Project Description Overview Project Partners Result

Final result

You can download the generated document

Project Title:
Community Air Pollution Mitigation Initiative

Project Location:
Without specific information about its cities or neighborhood, government boundaries, main roads, businesses, or school boundaries, it's difficult to provide a more project location or description. Additional information is needed to accurately prepare a specific location for a project.

Applicant:
Organization name: Green Earth Initiative Organization summary: Green Earth Initiative is a non-profit organization dedicated to promoting environmental awareness and sustainability through community education, advocacy, and conservation projects. Our mission is to preserve and protect the Earth's natural resources for future generations. Join our efforts to make a positive impact on the planet and create a greener, more sustainable world for all.

Abstract:
The Community Air Pollution Mitigation Initiative is a four-year project aimed at addressing the pressing issue of air pollution within a specific community. The project's primary goals include enhancing community engagement, strengthening advocacy efforts, and educating and mobilizing community members to take action. Through a strategic approach that combines community workshops, air quality monitoring programs, and public advocacy campaigns, the initiative seeks to empower community members to actively participate in mitigating air pollution and influencing policy change. The project will kick off with community workshops and the deployment of air quality monitors, followed by the hosting of webinars or data collection. In the second year, efforts will focus on expanding monitoring stations, launching educational campaigns, and initiating formal advocacy efforts. Year three will be dedicated to strengthening policy advocacy through engagement with lawmakers using accumulated data and research findings. In the final year, the project will evaluate its impact, refine strategies, and plan for scaling up successful practices to ensure sustainability. Throughout the project, the initiative aims to achieve several anticipated outcomes, including enhanced environmental health awareness, improved air quality, strengthened community advocacy skills, and sustainable community action. The community will gain a better understanding of air pollution sources and impacts, leading to more informed choices and actions. With community engagement and effective advocacy, there will be a visible improvement in air quality within the community. Community members will also develop strategic advocacy skills and capabilities, enabling them to influence current and future environmental policies. By the project's end, initiatives will be in place for the community to continue monitoring and advocacy efforts independently, ensuring long-term sustainability and lasting impact in the fight against air pollution.

Environmental Issues Affecting Your Community:
Air pollution in [City] is one of the most pressing environmental issues affecting the community. The high

Back Download

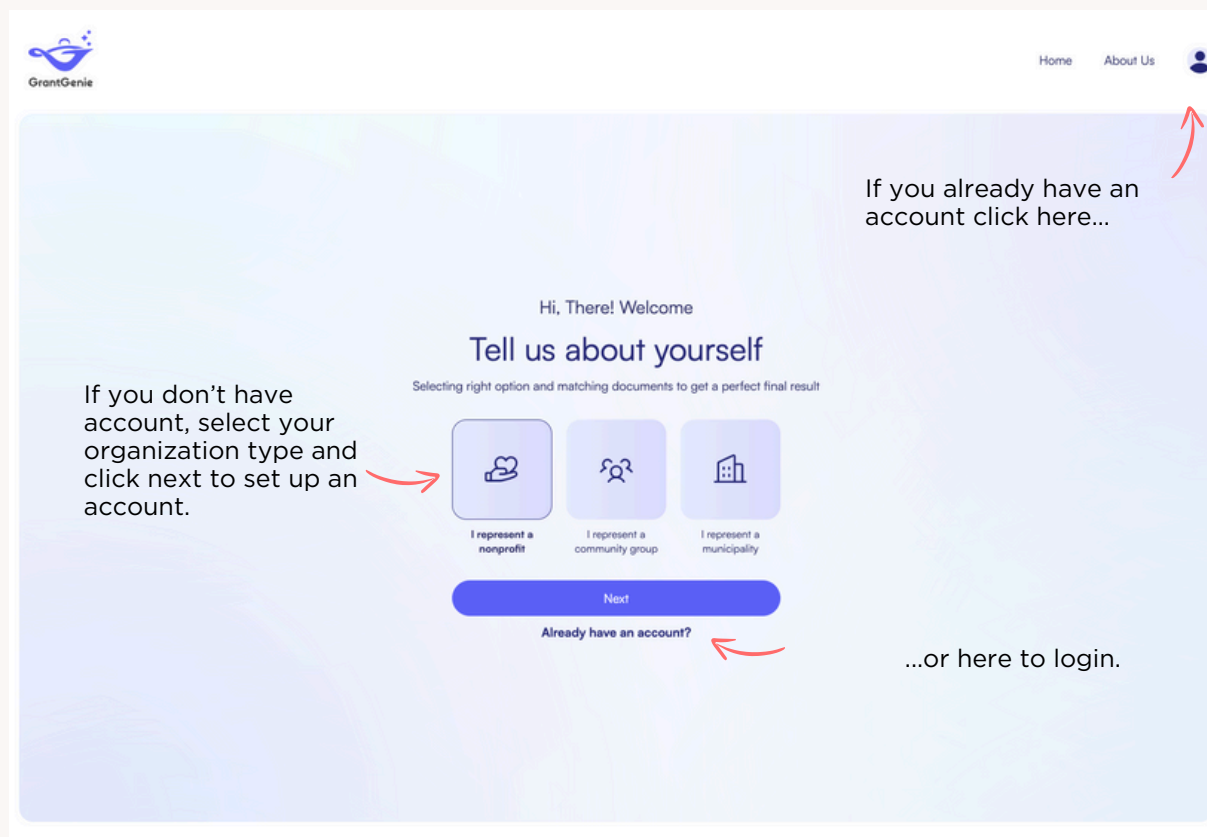
EJ Thriving Communities Grantmaking Program

How to Use the Organization Overview Tool

Before using the Organization Overview Tool, we recommend users gather the following information:

- Organization name
- Examples of the organization's past achievements and/or successful campaigns that benefited the community they serve
- Information about the organization's historical connection to the underserved community, including 3-4 examples of past efforts on behalf of the underserved community, 2-3 examples of how the organization has engaged with residents and other stakeholders, and 2-3 bullets about the history of the organization's involvement in the community
- Any relevant documents that may demonstrate the organization's programmatic capacity (e.g., strategic plan, publication, screenshot of website pages)
- The zip code for the proposed project
- List of environmental issues affecting the community (e.g., air quality, climate change)

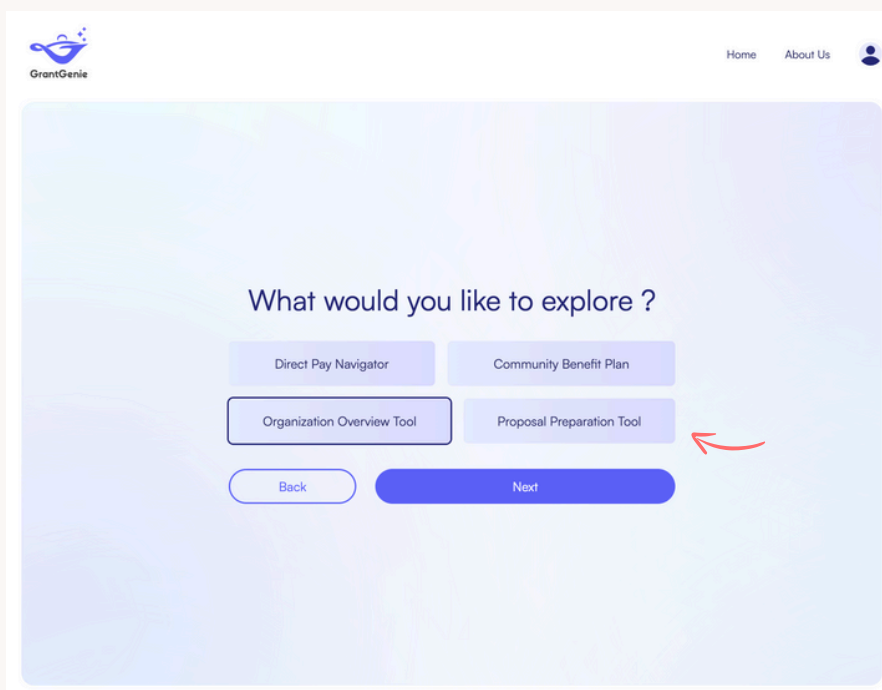
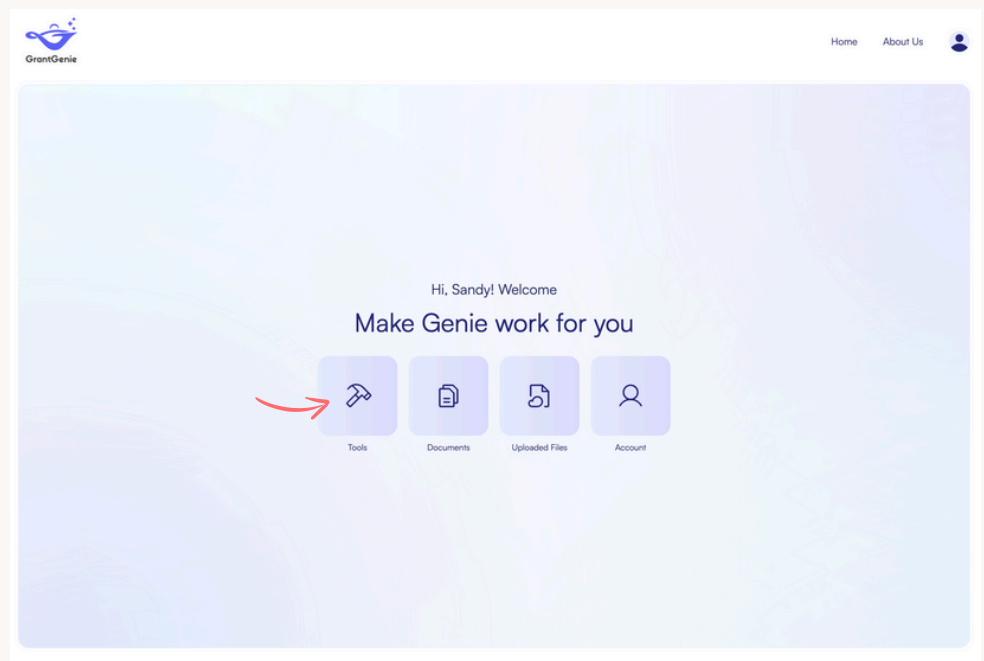
Once you have the relevant information, navigate to <https://app2.grantgenie.com/>



EJ Thriving Communities Grantmaking Program

How to Use the Organization Overview Tool Cont'd

After logging in, click “Tools” on the Home page.

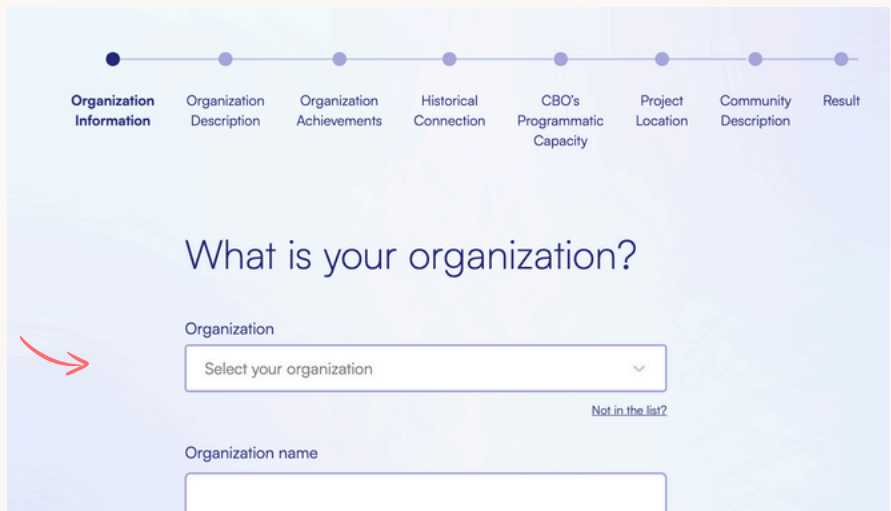


Select “Organization Overview Tool” and click Next.


EJ Thriving Communities Grantmaking Program

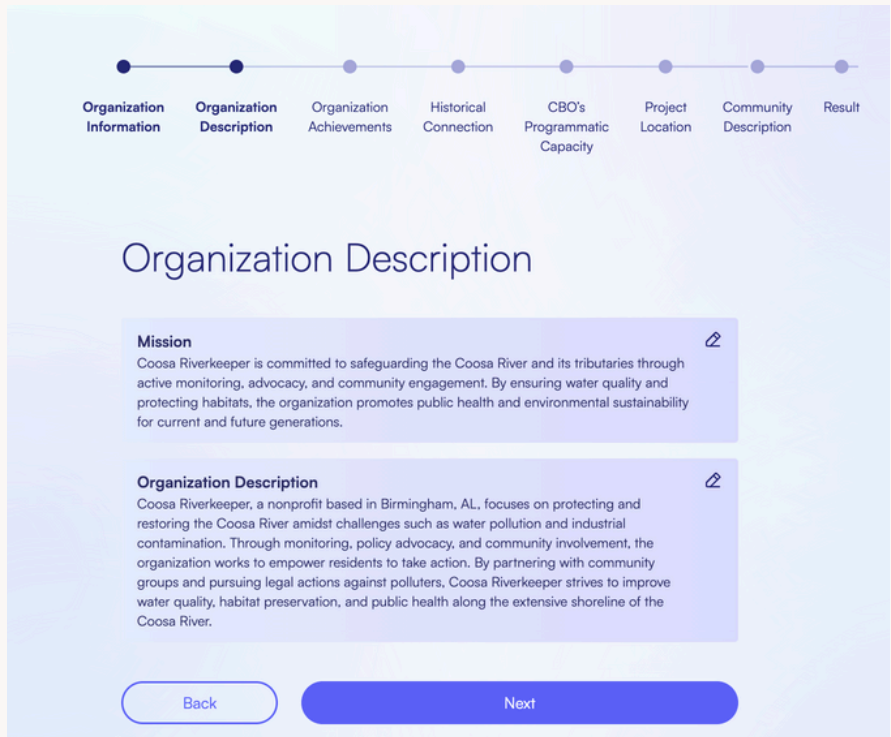
How to Use the Organization Overview Tool (Cont'd)

Select your organization from the drop down. If your organization isn't in the list, click "Not in the list?" to input your organization's website.



The screenshot shows a progress bar at the top with eight steps: Organization Information, Organization Description, Organization Achievements, Historical Connection, CBO's Programmatic Capacity, Project Location, Community Description, and Result. The 'Organization Information' step is currently active. Below the progress bar, the heading 'What is your organization?' is displayed. There are two input fields: 'Organization' with a dropdown menu containing 'Select your organization' and a 'Not in the list?' link below it, and 'Organization name' with a text input field. A red arrow points to the dropdown menu.

The AI-assisted tool will generate content summarizing the organization. Review and click the pencil  if you want to make edits. Click "Next" when you're done.



The screenshot shows the same progress bar as the previous screenshot, but now the 'Organization Description' step is active. The heading 'Organization Description' is displayed. There are two text areas: 'Mission' and 'Organization Description'. Each text area contains generated text and has a pencil icon in the top right corner for editing. At the bottom of the form, there are two buttons: 'Back' and 'Next'.

EJ Thriving Communities Grantmaking Program

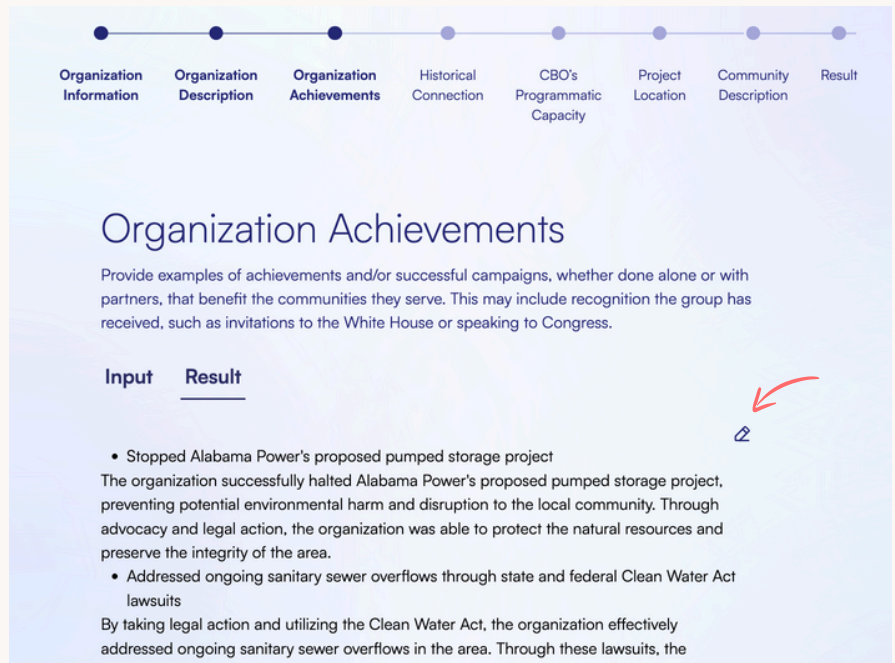
How to Use the Organization Overview Tool (Cont'd)

Enter examples of your organization's past achievements and/or successful campaigns that benefited the communities you serve.



The screenshot shows a progress bar at the top with eight steps: Organization Information, Organization Description, Organization Achievements, Historical Connection, CBO's Programmatic Capacity, Project Location, Community Description, and Result. The 'Organization Achievements' step is currently selected. Below the progress bar, the title 'Organization Achievements' is displayed. A sub-header reads: 'Provide examples of achievements and/or successful campaigns, whether done alone or with partners, that benefit the communities they serve. This may include recognition the group has received, such as invitations to the White House or speaking to Congress.' Below this, there are two tabs: 'Input' (which is selected and has a red arrow pointing to it) and 'Result'. Under the 'Input' tab, there is a text input field labeled 'Achievement'.

The AI-assisted tool will generate content summarizing the organization. Review and click the pencil if you want to make edits. Click "Next" when you're done.

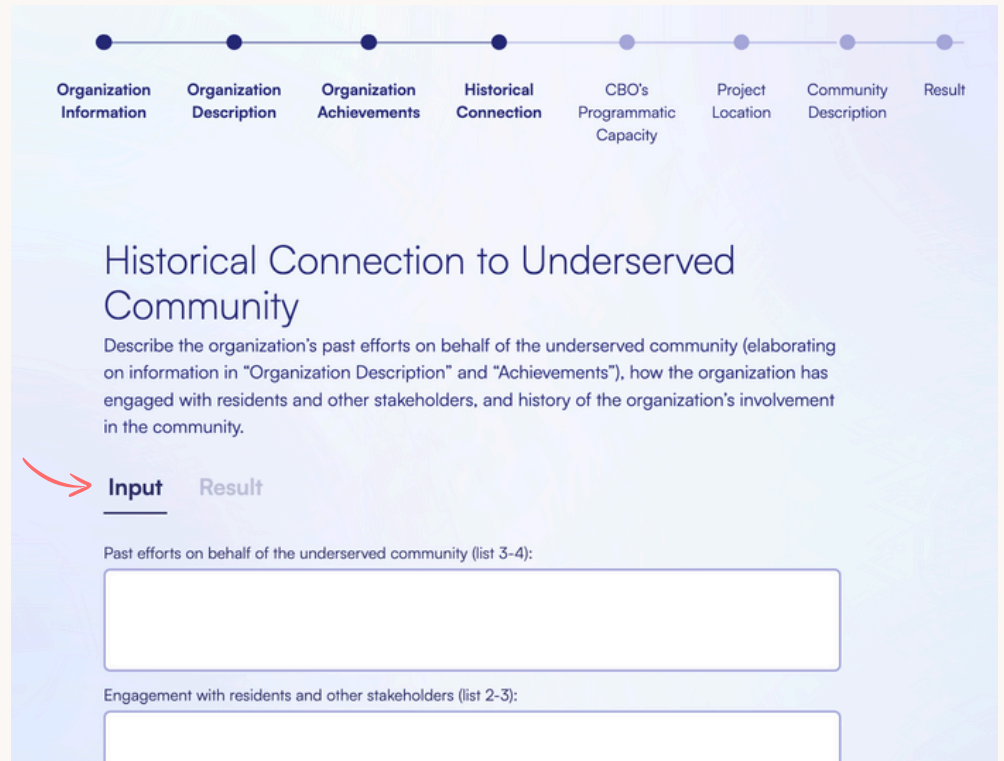


This screenshot shows the same 'Organization Achievements' section as the previous one, but now the 'Result' tab is selected. The 'Input' tab is unselected. The content under the 'Result' tab is generated by AI. It starts with a bullet point: 'Stopped Alabama Power's proposed pumped storage project'. Below this, a paragraph reads: 'The organization successfully halted Alabama Power's proposed pumped storage project, preventing potential environmental harm and disruption to the local community. Through advocacy and legal action, the organization was able to protect the natural resources and preserve the integrity of the area.' Another bullet point follows: 'Addressed ongoing sanitary sewer overflows through state and federal Clean Water Act lawsuits'. A final paragraph reads: 'By taking legal action and utilizing the Clean Water Act, the organization effectively addressed ongoing sanitary sewer overflows in the area. Through these lawsuits, the organization held accountable those responsible for the pollution, leading to investments in...'. A red arrow points to a small pencil icon in the bottom right corner of the content area, indicating that the user can edit the generated text.

EJ Thriving Communities Grantmaking Program

How to Use the Organization Overview Tool (Cont'd)

Enter examples of your organization's past efforts and engagement with the communities you serve.



The screenshot shows a progress bar at the top with eight steps: Organization Information, Organization Description, Organization Achievements, Historical Connection, CBO's Programmatic Capacity, Project Location, Community Description, and Result. The 'Historical Connection' step is currently active. Below the progress bar, the title 'Historical Connection to Underserved Community' is displayed, followed by a descriptive paragraph. Underneath, there are two tabs: 'Input' (selected) and 'Result'. Below the 'Input' tab, there are two empty text input boxes. The first is labeled 'Past efforts on behalf of the underserved community (list 3-4):' and the second is labeled 'Engagement with residents and other stakeholders (list 2-3):'. A red arrow points to the 'Input' tab.

The AI-assisted tool will generate content. Review and click the pencil if you want to make edits. Click "Next" when you're done.

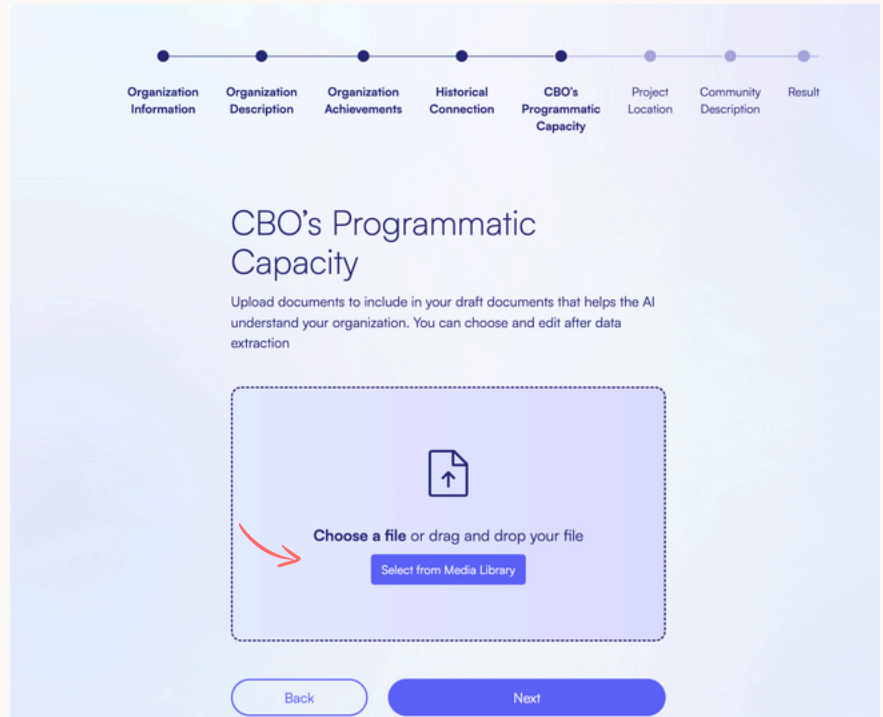


This screenshot shows the same tool after content has been generated. The 'Input' tab is still selected, and the text boxes now contain generated text. A red arrow points to a pencil icon in the bottom right corner, which is used for editing the content. The rest of the interface, including the progress bar and title, remains the same as in the previous screenshot.

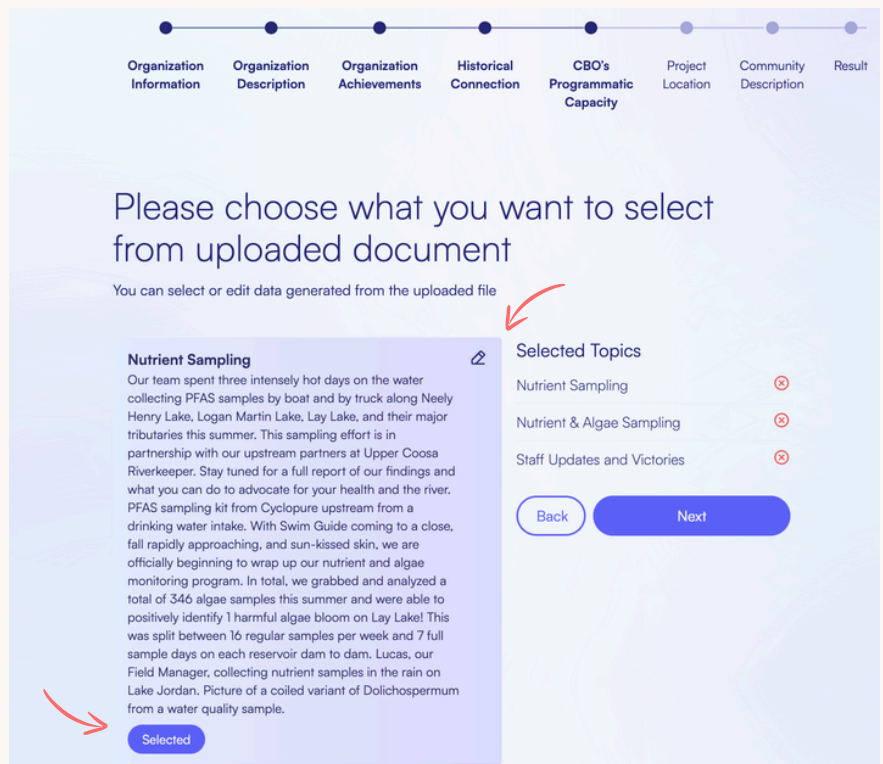
EJ Thriving Communities Grantmaking Program

How to Use the Organization Overview Tool (Cont'd)

Upload your strategic plan, publications, or even screenshots of website pages that demonstrate the organization's programmatic capacity.



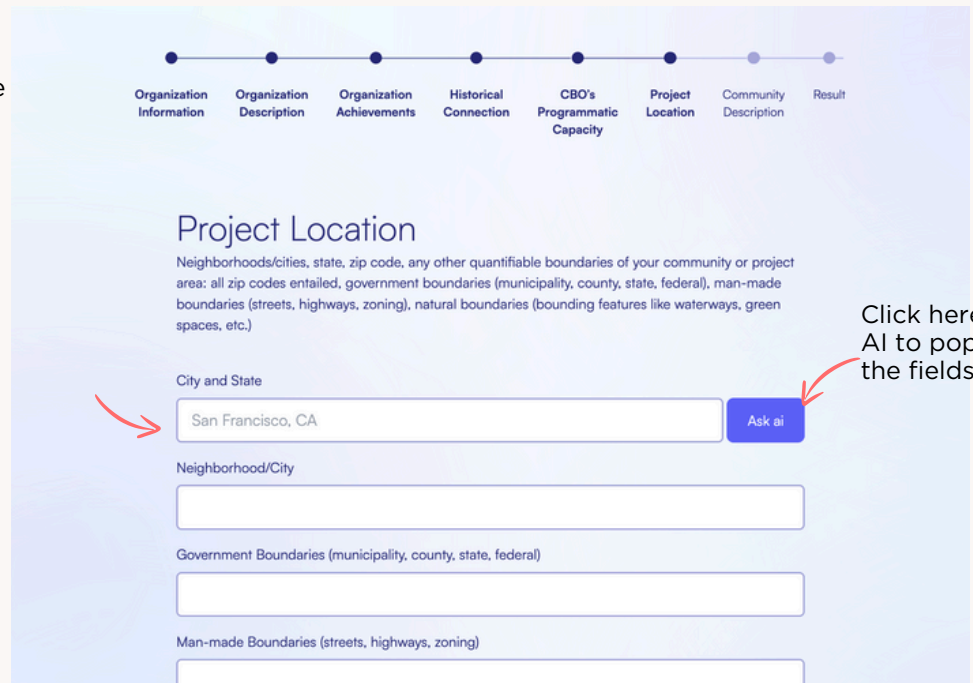
The tool pulls out summaries of different sections in the document. Select the sections you want to include and click the pencil to edit the relevant text. Click "Next" when you're done.



EJ Thriving Communities Grantmaking Program

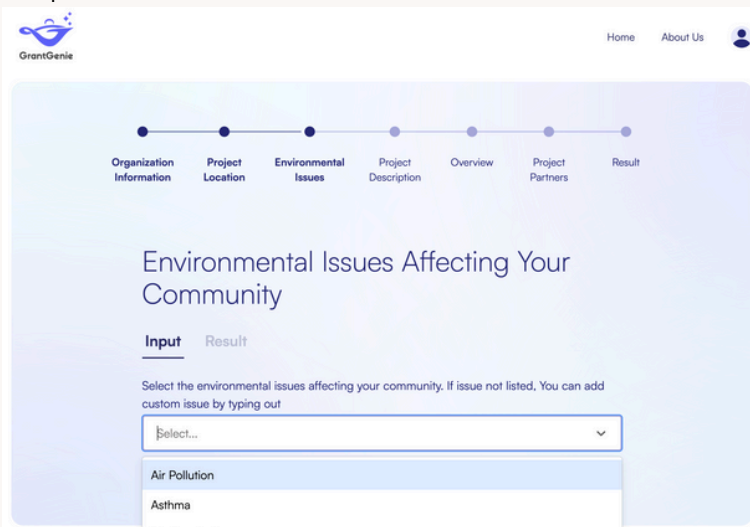
How to Use the Organization Overview Tool (Cont'd)

Enter the city and state where your project is located.

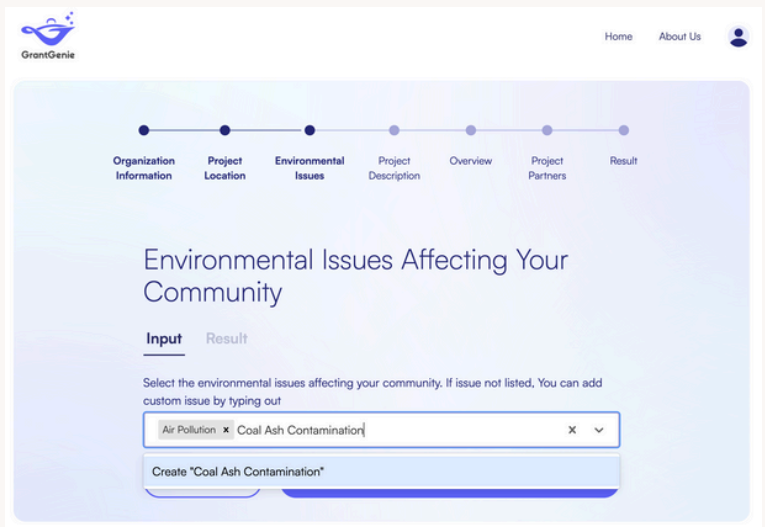


Click here for the AI to populate the fields below.

Select the relevant environmental issues from the dropdown list....



...or add a new issue that isn't currently on the list.



Click "Next."

EJ Thriving Communities Grantmaking Program

How to Use the Organization Overview Tool (Cont'd)

The AI-assisted tool will generate content. Review and click the pencil if you want to make edits. Click "Next" when you're done.



Organization Information **Organization Description** **Organization Achievements** **Historical Connection** **CBO's Programmatic Capacity** **Project Location** **Community Description** **Result**

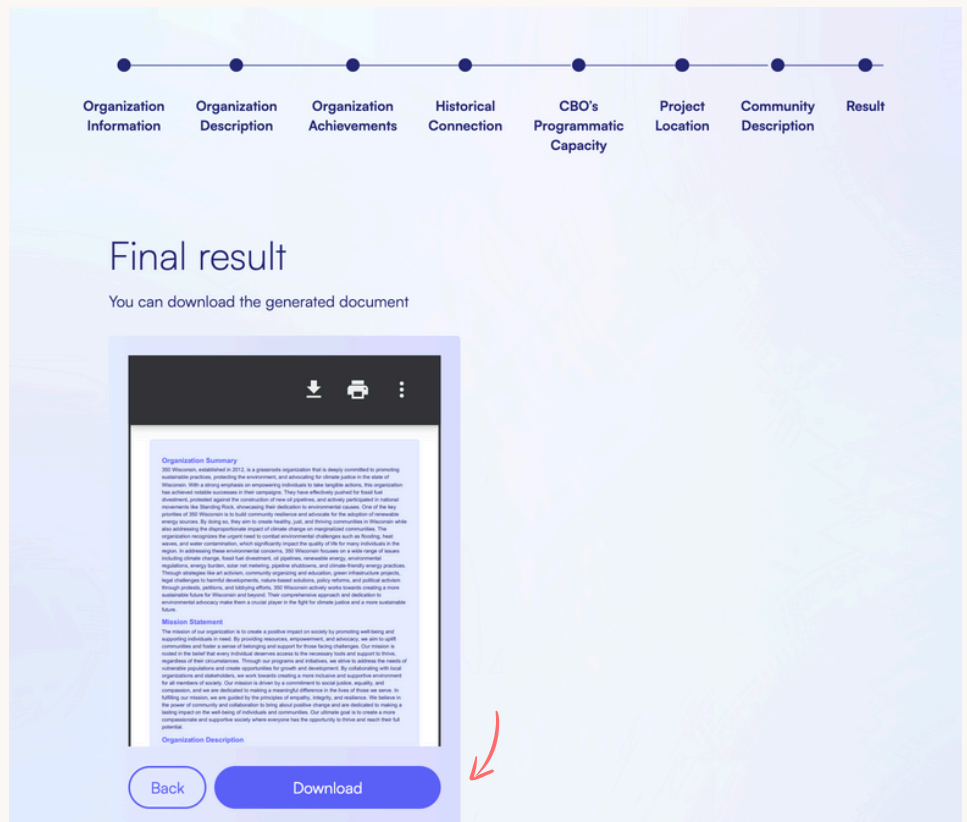
Environmental Issues Affecting Your Community

Input **Result**

Air Pollution in Mt Laurel, AL
Health Impact:
 Studies have shown that air pollution in Mt Laurel, AL, particularly from traffic congestion and industrial activities, can lead to respiratory issues such as asthma and bronchitis. According to the Alabama Department of Public Health, the city has experienced a higher rate of hospitalizations due to respiratory illnesses compared to the state average. Residents living near major roadways and industrial areas are at a higher risk of developing these health problems.

Socioeconomic Impact:
 The air pollution in Mt Laurel, AL, has significant socioeconomic impacts on the community. Poor air quality can lead to decreased property values, impacting homeowners and local businesses.

The AI-tool has finished. Click "Download" to get a pdf of your draft proposal content.



Organization Information **Organization Description** **Organization Achievements** **Historical Connection** **CBO's Programmatic Capacity** **Project Location** **Community Description** **Result**

Final result

You can download the generated document

Organization Summary
 200 Mission, established in 2012, is a grassroots organization that is deeply committed to promoting sustainable practices, protecting the environment, and advocating for climate justice in the state of Mississippi. 200 is a strong emphasis on engaging individuals in their unique actions. The organization has achieved notable successes in their campaigns. They have effectively pushed for local fuel dispensers, provided support for the construction of greenhouses, and actively participated in various initiatives like Standing Rock, showcasing their dedication to environmental justice. One of the key priorities of 200 Mission is to build community resilience and advocate for the adoption of renewable energy sources. By doing so, they aim to create healthy, just, and thriving communities in Mississippi while also addressing the disproportionate impact of climate change on marginalized communities. The organization recognizes the urgent need to combat environmental challenges such as flooding, heat waves, and water contamination, which significantly impact the quality of life for many individuals in the region. In addressing these environmental concerns, 200 Mission focuses on a wide range of issues, including climate change, local food movement, of justice, renewable energy, youth climate, mental health, equity, and more. Through strategies like art activism, community organizing and education, green infrastructure projects, legal advocacy to benefit disadvantaged, which aimed at making policy changes and public action through protests, petitions, and lobbying efforts, 200 Mission actively works towards creating a more sustainable future for Mississippi and beyond. Their comprehensive approach and dedication to environmental advocacy make them a crucial player in the fight for climate justice and a more sustainable future.

Mission Statement
 The mission of our organization is to create a positive impact on society by promoting well-being and meaningful leadership. By providing resources, empowerment, and education, we aim to uplift individuals and create a sense of belonging and support for those facing challenges. Our vision is rooted in the belief that every individual deserves access to the necessary tools and support to thrive, regardless of their circumstances. Through our programs and initiatives, we strive to address the needs of vulnerable populations and create opportunities for growth and development. By collaborating with local organizations and stakeholders, we work towards creating a more inclusive and supportive environment for all members of society. Our mission is driven by a commitment to social justice, equality, and compassion, and we are dedicated to making a meaningful difference in the lives of those we serve. In fulfilling our mission, we are guided by the principles of empathy, integrity, and resilience. We believe in the power of community and collaboration to bring about positive change and are dedicated to making a lasting impact on the well-being of individuals and communities. Our ultimate goal is to create a more compassionate and equitable society where everyone has the opportunity to thrive and reach their full potential.

Organization Description

Back **Download**